



School Objects

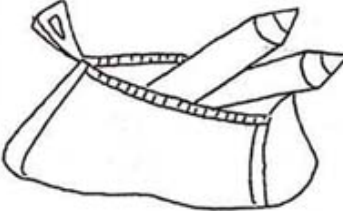

Complete the magic squares with the names of the school objects and of the colours, then colour the pictures.

W
C h a i k
i
t
e





P
S

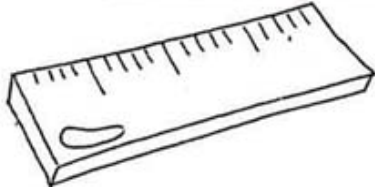
V
P

G
D

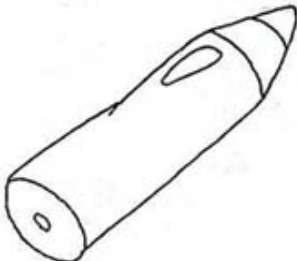
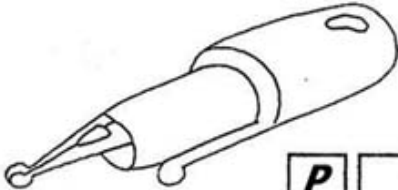


B O




R R
R B

Y
P

P
P



B
C

KEY:

white – chalk;
purple – schoolbag;
violet – pencil case;
green – desk;
red – ruler;
orange – book;
blue – rubber;
yellow – pencil;
pink – pen;
brown – chair;