




HOW TO MAKE A BOOKLET




Fold half on one side.
Fold quarters on the other side.




Fold up a quarter.
Make a slit in the middle.



Raise up the middle
portion.



Bring together
as shown.



Gather up as
shown.